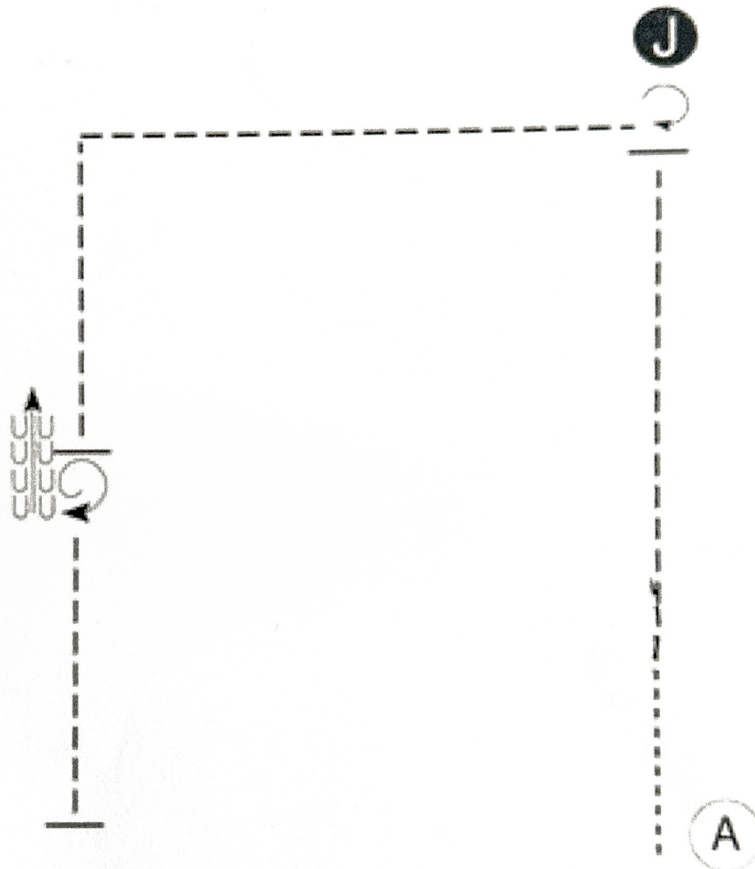





Showmanship Horse



Be ready at A.

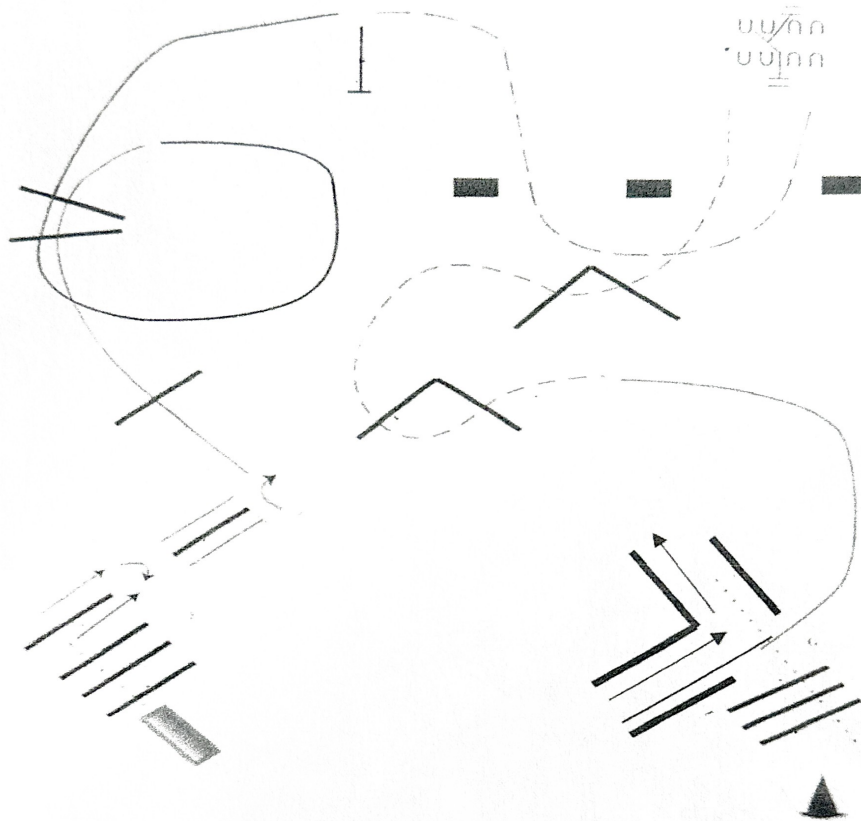
1. Walk 6 steps.
2. Trot to Judge.
3. Stop and perform a 270 degree turn.
4. Set up.
5. Inspection.
6. When dismissed, trot a square corner halfway to A.
7. Stop and perform a 360 degree turn.
8. Back 1 horse length.
9. Trot until even with A and stop.

Pattern is complete.

Walk	-----
Trot	- - - - -
Back	← 
Marker	(B)
Judge	(J)



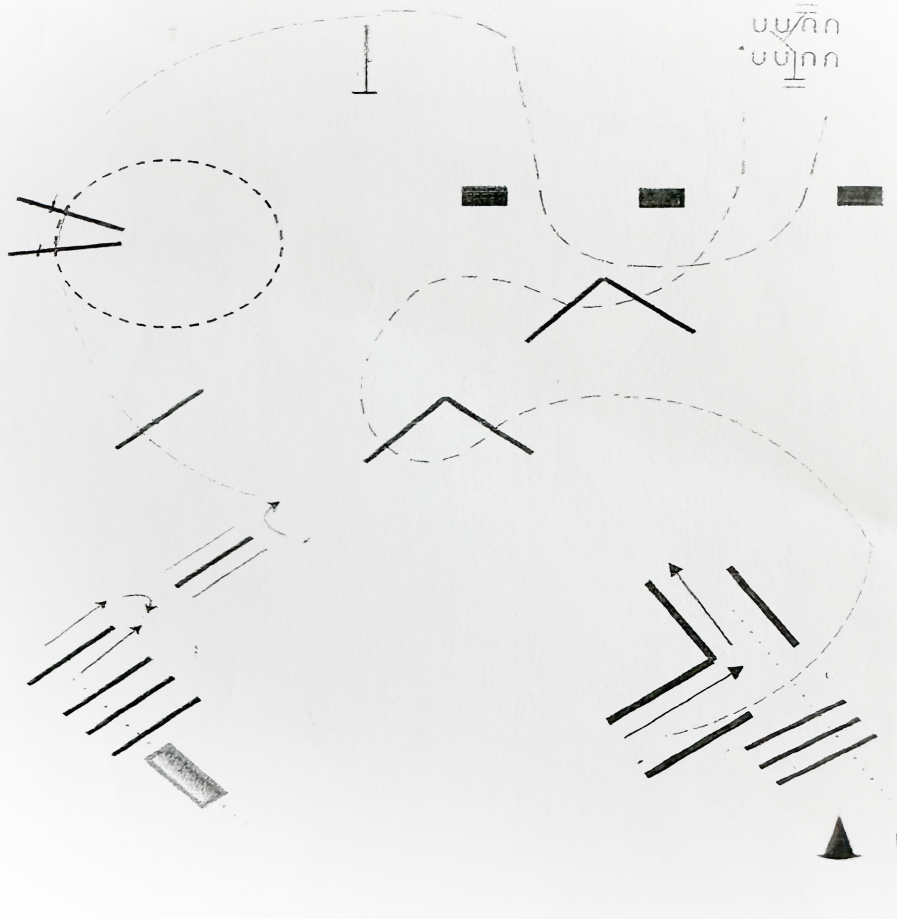
Trail (ALL CLASSES) EXCEPT WALK/TROT



- 1) Walk over bridge and poles
- 2) Side pass right, 180 degree turn, side pass left, 180 degree turn
- 3) Lope right lead over poles as shown
- 4) Stop at standard
- 5) Jog through cones and up to gate
- 6) Work gate
- 7) Jog poles as shown
- 8) Lope right lead into chute
- 9) back L and walk over poles
- 10) Exit at a walk



Trail (ALL WALK TROT CLASSES)



- 1) Walk over bridge and poles
- 2) Side pass right, 180 degree turn, side pass left, 180 degree turn
- 3) Trot over poles as shown
- 4) Stop at standard.
- 5) Extended Jog through cones and up to gate
- 6) Work gate
- 7) Extended Jog poles as shown
- 8) Trot into chute
- 9) back L and walk over poles
10. Exit to finish at a walk